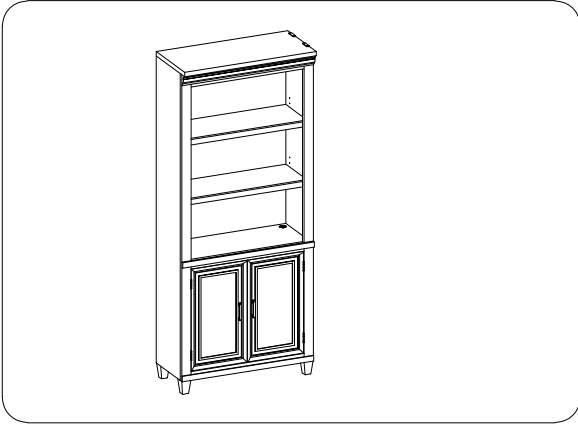


LIVING SPACES

ASSEMBLY INSTRUCTIONS

ITEM NO: IB248-332 Door Bookcase

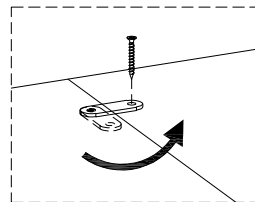
Thank you for purchasing this quality product. Be sure to check all packing material carefully for small parts that may come loose inside the carton during shipment.



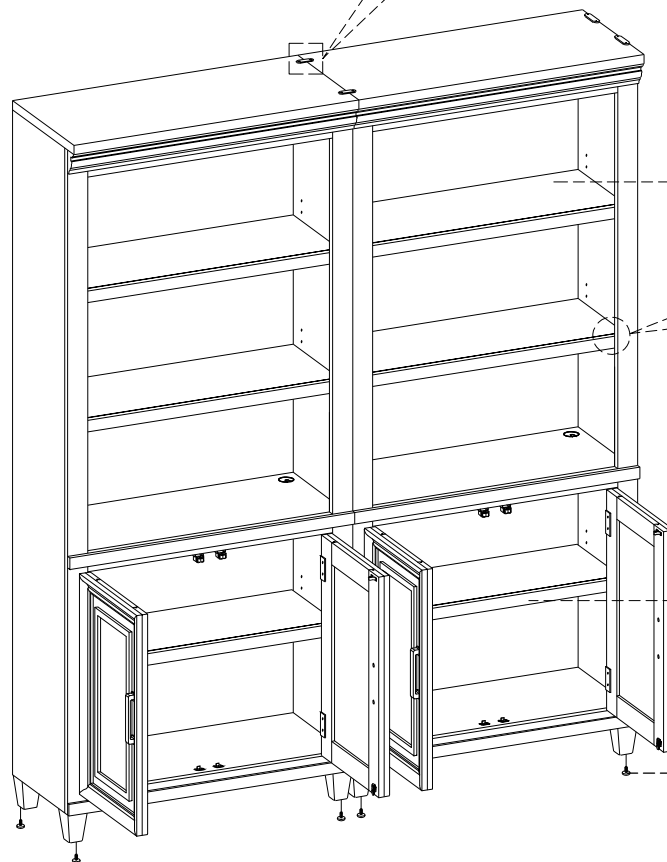
TOOLS REQUIRED (NOT PROVIDED)

PHILLIPS SCREWDRIVER

FUNCTIONALITY INSTRUCTION



STEP 1: Take off one screw from each mounting plate and swing it to the proper location on the other bookcase before re-securing it with the screw.



Adjustable wood shelves

If you prefer to adjust the shelf location, remove the screws and move shelf brackets to the desired location. Then secure the brackets to shelf with screws.

Adjustable wood shelves

Leveler on legs

Adjust the leveler when necessary

BEFORE USING THIS PRODUCT PLEASE READ, UNDERSTAND, AND FOLLOW THESE INSTRUCTIONS. Save these instructions for future reference.

FOR INDOOR USE ONLY