







# MARTIN®

## FURNITURE

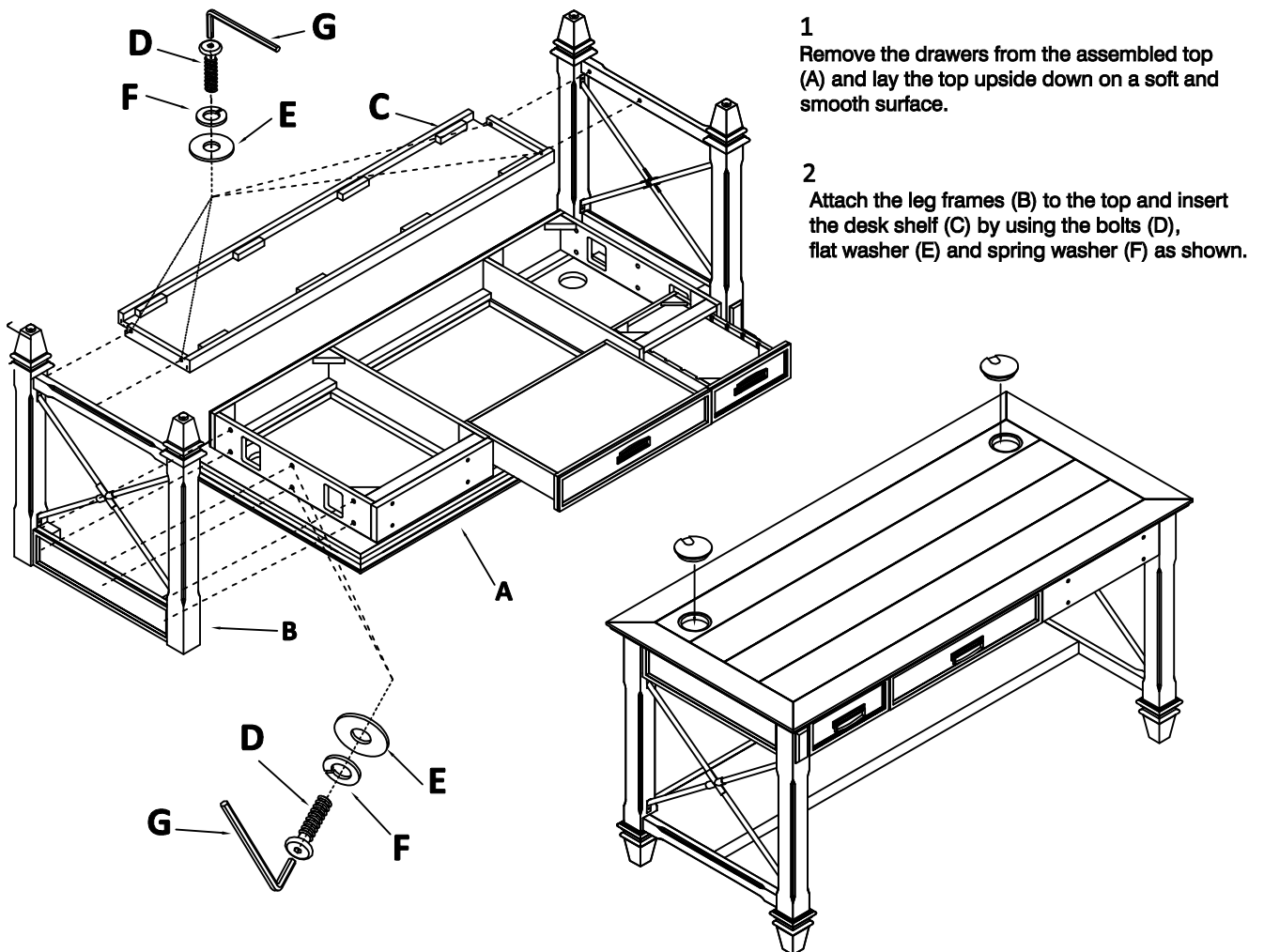
### SET-UP INSTRUCTIONS FOR ITEM

#### IMHF386R OPEN L DESK

info@martinfurniture.com

NO:	Parts List	QTY
A	 Top	1 PC
B	 Leg frame (Left and Right)	2 PCS
C	 Desk shelf	1 PC
D	 Bolt (1/4"*35mm)	16 PCS
E	 Flat washer	16 PCS
F	 Spring washer	16 PCS
G	 Allen wrench	1 PC

**Caution:** Please read all instructions before assembly and check the carton for any parts that may have come loose during shipment. It is recommended to **use two or more people during the assembly process.**



### CARING FOR YOUR FURNITURE

- Use a soft, clean cloth that will not scratch the surface when dusting.
- Use of furniture polishes are not necessary. Should you choose to use polishes, test in an inconspicuous area first.
- Using solvents of any kind on your furniture may damage your furniture finish.
- Never use water to clean your furniture as it may cause damage to the finish.
- Always use coasters under beverage glasses and flowerpots.
- Liquid spills should be removed immediately. Use a soft, clean cloth, blot the spill gently. Avoid rubbing.
- Direct sunlight may damage wood finishes.
- Extreme temperature and humidity changes can cause warping, shrinking and splitting of wood furniture. It is best to keep furniture in a climate controlled environment.
- Always use protective pads under hot dishes and plates. Heat can cause chemical changes that may create spotting within the furniture finish.
- In the event that your furniture is stained or otherwise damaged during use, we recommend that you call a professional to repair your furniture.