

LIVING SPACES



OWNER'S MANUAL

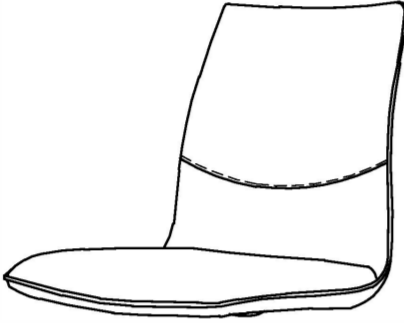
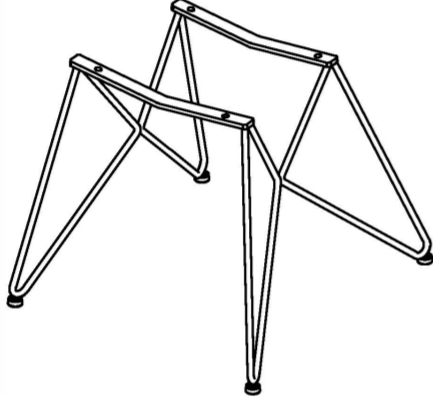
RANGER DINING SIDE CHAIR


LIVING SPACES SKU : 91903

VENDOR ITEM NO. : 9LK666S

Scan QR code to view assembly video

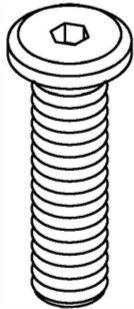
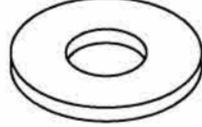


ASSEMBLY PARTS LIST

SKU #	IMAGE	DESCRIPTION	QUANTITY	FULLY ASSEMBLED
91903-1		SEAT	2	
91903-2		CHAIR BASE	2	

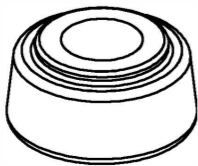


HARDWARE KIT PACKED IN BOX (for 2 chairs)

SKU : 9LZZ66CPSHW

SKU #	IMAGE	DESCRIPTION	QUANTITY	SKU #	IMAGE	DESCRIPTION	QUANTITY
9LZZ66CPSHW-1		ALLEN BOLT 6x25mm	8	9LZZ66CPSHW-3		FLAT WASHER M6	8
9LZZ66CPSHW-2		LOCK WASHER M6	8	9LZZ66CPSHW-4		ALLEN KEY (4mm)	2

PRE-ASSEMBLED PARTS LIST

SKU #	IMAGE	DESCRIPTION
9LZZ66CPSFC		FOOT CAP

LIVING SPACES

OWNER'S MANUAL

RANGER DINING SIDE CHAIR

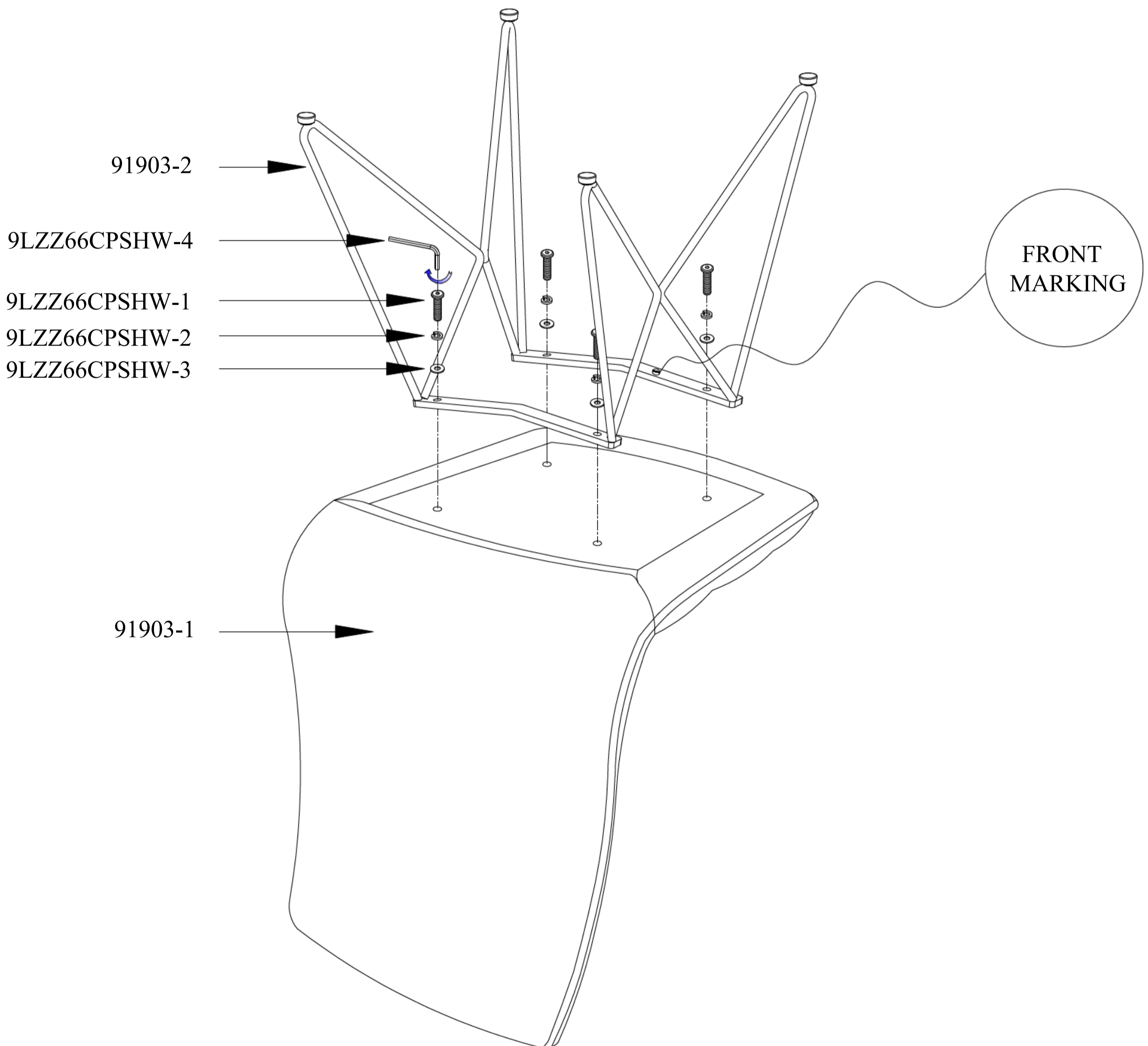
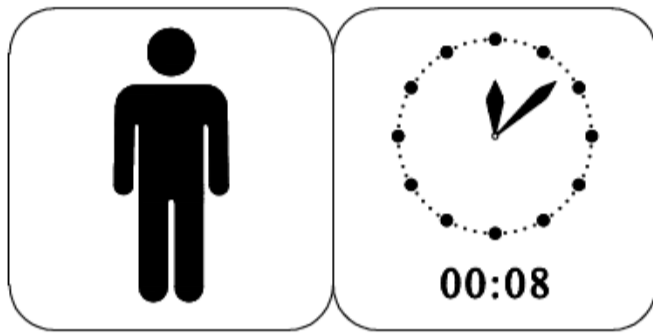
LIVING SPACES SKU : 91903

VENDOR ITEM NO. : 9LK666S



Scan QR code to view assembly video

ASSEMBLY INSTRUCTIONS



LIVING SPACES

OWNER'S MANUAL

*RANGER DINING SIDE CHAIR
LIVING SPACES SKU : 91903
VENDOR ITEM NO. : 9LK666S*



Scan QR code to view assembly video



WARNING:

- **Maximum distributed load capacity: 300 lbs.**
- **Standing or jumping on this product may result in damage or injury**

ROUTINE MAINTENANCE:

Periodically check that the chair base is secured to the seat and tighten fittings as needed as they can loosen over time.

CARE AND CLEANING:

METAL:

Dust frequently with a clean, damp, lint-free cloth soaked in mild soap and water. Avoid the use of chemical and abrasive cleaners, as they can damage the finish. To restore the shine to your metal, soak a cheesecloth in a nonabrasive cleaner (like liquid dish soap) and rub the chrome component lightly until the original luster reappears. Dry the component with a clean soft cloth to remove any soap residue. Iron or steel frames will rust if the finish is scratched or if your furniture is exposed to excessive humidity, particularly in coastal areas.

UPHOLSTERY:

Avoid exposing your furniture to strong sunlight. Prolonged exposure to direct sunlight can fade the finish of your furniture. To clean spots and stains, please follow instructions per the fabric cleaning code. An annual professional cleaning is recommended to keep your upholstery looking its best.