

ASSEMBLY INSTRUCTIONS

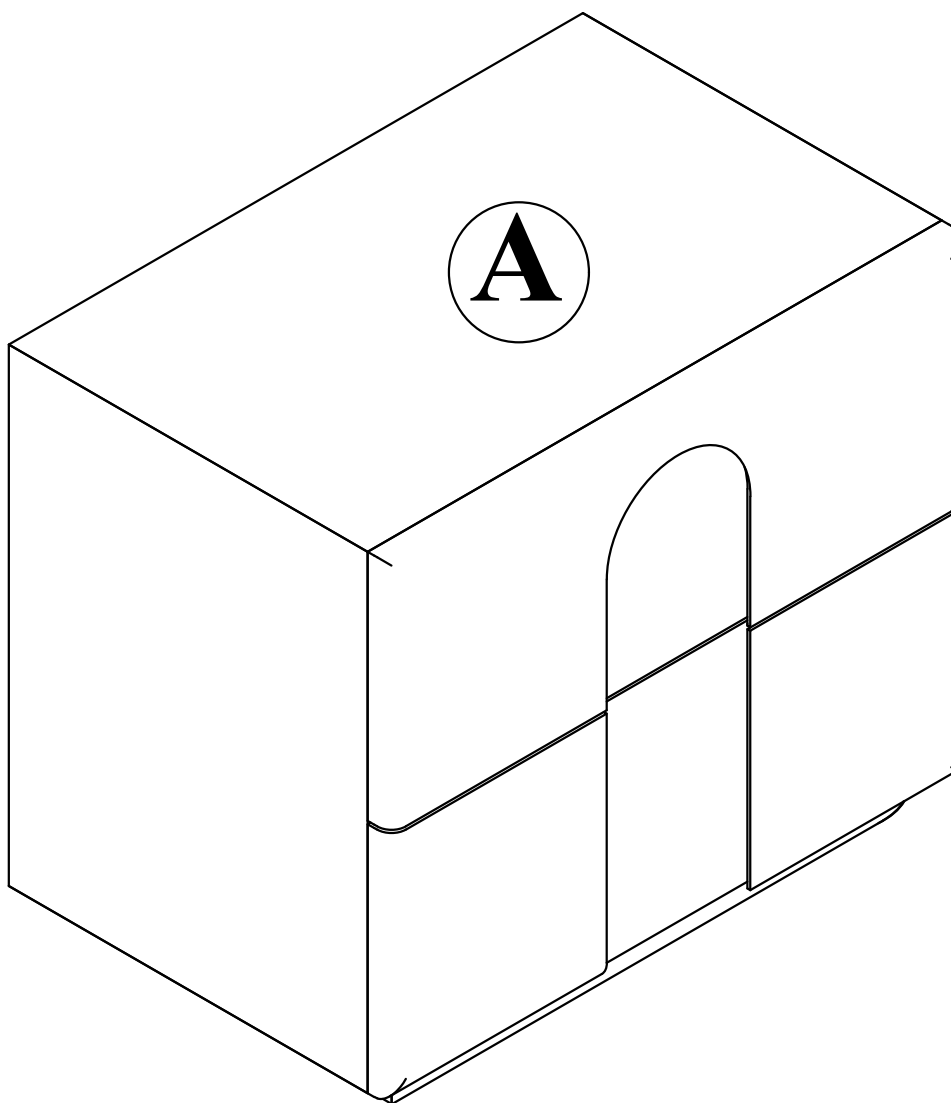
CATANIA 2 DRAWER NIGHTSTAND W/USB

LS SKU# 326513 MODEL # DE-CATA-OAK-B02-65


CAUTION: PLEASE READ ALL INSTRUCTIONS BEFORE STARTING THE ASSEMBLY OF THIS PRODUCT. THESE PIECES ARE HEAVY. IN ORDER TO PREVENT PERSONAL INJURIES AND ENSURE THAT THIS PRODUCT IS NOT DAMAGED DURING THE ASSEMBLY PROCESS, IT IS STRONGLY RECOMMENDED THAT YOU REQUIRE HELP FROM ONE OR MORE PEOPLE.

ATTENTION: VEUILLEZ LIRE TOUTES LES INSTRUCTIONS AVANT DE COMMENCER L'ASSEMBLAGE DE CE PRODUIT. LES DIFFÉRENTES PARTIES SONT LOURDES AFIN DE PARER TOUTE BLESSURE ET D'ÉVITER QUE LE PRODUIT NE SUBISSE DES DOMMAGES. IL EST FORTEMENT RECOMMANDÉ DE DEMANDER DE L'AIDE DE LA PART D'UNE OU PLUSIEURS PERSONNES DURANT L'ASSEMBLAGE.

CUIDADO: FAVOR DELEER TODAS LAS INSTRUCCIONES ANTES DE ENSAMBLAR SU PRODUCTO. ESTAS PIEZAS SON PESADAS. PARA PREVENIR HERIDAS PERSONALES Y ASEGURAR QUE SU PRODUCTO NO SEA DANADO MIENTRAS ES ENSAMBLADO SE RECOMIENDA LA ASISTENCIA DE UNA O MAS PERSONAS.



LIST OF PARTS AND HARDWARE

No.	Description	Q'ty
A	 Nightstand	1



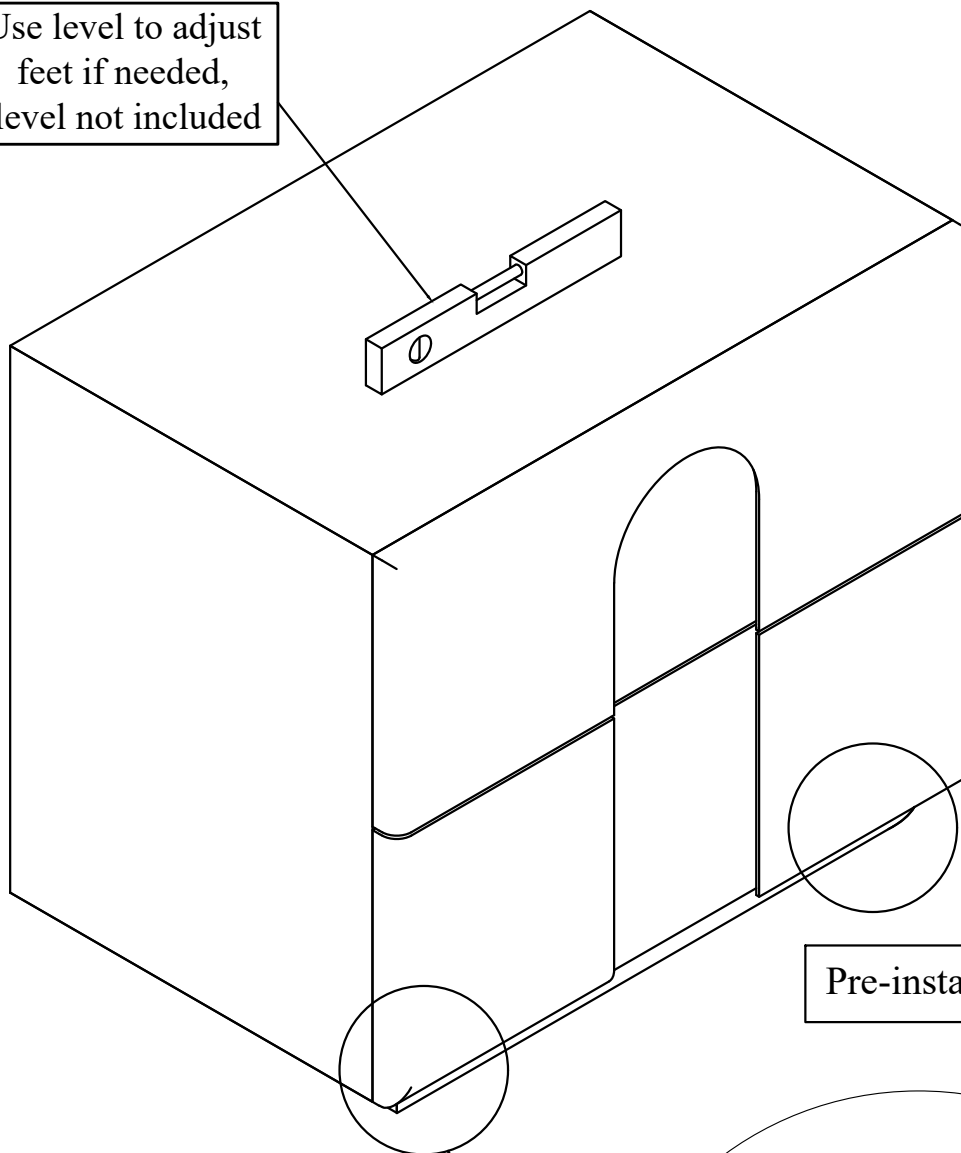
LIVING SPACES

ASSEMBLY INSTRUCTIONS

CATANIA 2 DRAWER NIGHTSTAND W/USB
LS SKU# 326513 MODEL # DE-CATA-OAK-B02-65

Step 1

Use level to adjust feet if needed, level not included



Pre-installed adjustable feet

Drawer slide length: 250mm

